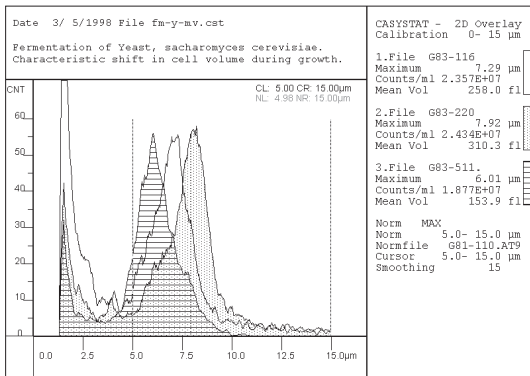


CASY[®]-Technology

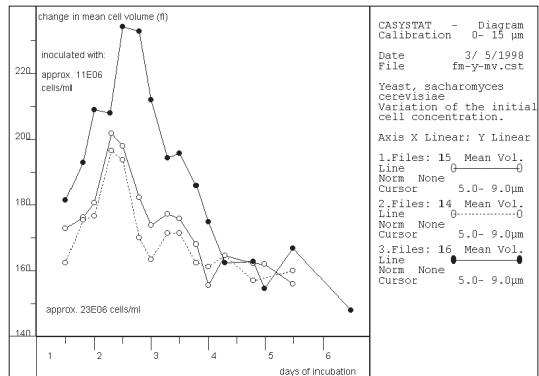
Fermentation Monitoring Yeast (*Saccharomyces cerevisiae*)

Single batch run, Process Development.
Variation of the initial cell concentration
(inoculation with 23 vs. 11 Million cells/ml).

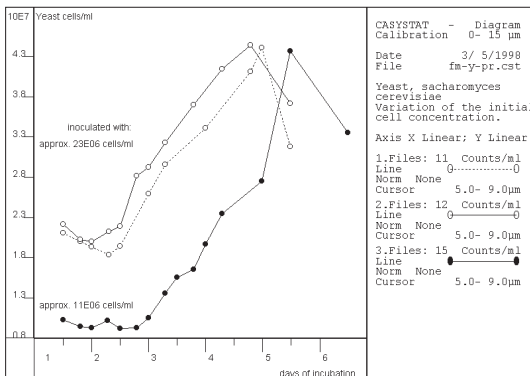
a) Shift in size distribution during fermentation run



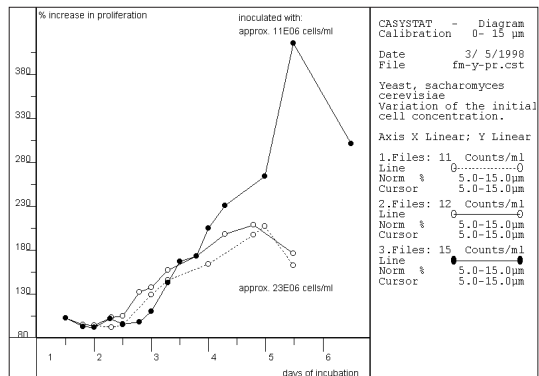
b) Changes in mean cell volume during the run



c) Initial cell concentration dependent proliferation



d) Cell concentration dependent proliferation (%)



By CASY[®] Model TTC using a 60 µm capillary

Copyright[®] by innovatis AG